

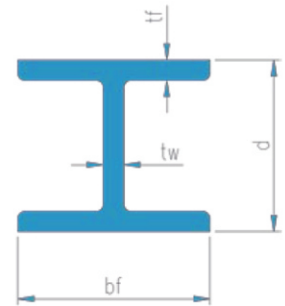


# STEEL SHAPES



# STEEL SHAPES

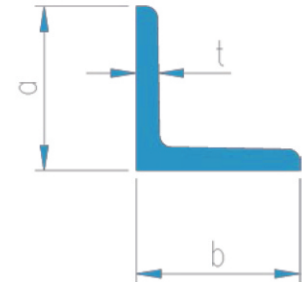
## I H BEAM



Designation	Depth (d)	Web Thick. (tw)	Flange		Metric Size d x bf x tw x tf
			Width (bf)	Thick. (tf)	
	inch	inch	inch	inch	mm
WK 4 x 12	3.94	0.236	3.937	0.315	100 x 100 x 6.0 x 8
WK 5 x 16	4.92	0.256	4.921	0.354	125 x 125 x 6.5 x 9
WK 6 x 9	5.91	0.197	2.953	0.276	150 x 75 x 5.0 x 7
WK 6 x 14	5.83	0.236	3.937	0.354	148 x 100 x 6.0 x 9
WK 6 x 21	5.91	0.276	5.906	0.394	150 x 150 x 7.0 x 10
WK 8 x 14	7.87	0.217	3.937	0.315	200 x 100 x 5.5 x 8
WK 8 x 21	7.64	0.236	5.906	0.354	194 x 150 x 7.0 x 9
WK 8 x 38	7.87	0.472	8.031	0.472	200 x 204 x 12.0 x 12
WK 8 x 44	8.19	0.394	7.953	0.630	208 x 202 x 10.0 x 16
WK10 x 20	9.84	0.236	4.921	0.354	250 x 125 x 6.0 x 9
WK10 x 30	9.61	0.276	6.990	0.433	244 x 175 x 7.0 x 11
WK10 x 43	9.61	0.433	6.921	0.433	244 x 252 x 11.0 x 11
WK10 x 45	9.76	0.315	9.803	0.512	248 x 249 x 8.0 x 13
WK10 x 55	9.84	0.551	10.039	0.551	250 x 255 x 14.0 x 14
WK12 x 38	11.57	0.315	7.974	0.472	294 x 200 x 8.0 x 12
WK12 x 44	11.73	0.354	7.913	0.551	298 x 201 x 9.0 x 14
WK12 x 57	11.57	0.472	11.890	0.472	294 x 302 x 12.0 x 12
WK14 x 33	13.78	0.276	6.890	0.433	350 x 175 x 7.0 x 11
WK14 x 39	13.94	0.315	6.929	0.512	354 x 176 x 8.0 x 13
WK14 x 54	13.39	0.354	9.943	0.551	340 x 250 x 9.0 x 14
WK16 x 38	15.59	0.276	7.935	0.433	396 x 199 x 7.0 x 11
WK16 x 44	15.75	0.315	7.974	0.512	400 x 200 x 8.0 x 13
WK16 x 72	15.35	0.394	11.911	0.630	390 x 300 x 10.0 x 16
WK18 x 51	17.72	0.354	7.974	0.551	450 x 200 x 9.0 x 14

# STEEL SHAPES

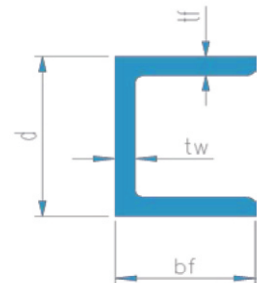
## EQUAL ANGLE



Size and Thickness	Weight per Foot	Metric Size and Thickness
inch	lb	mm
LK 1-1/2 x 1-1/2 x 3/16	2.0	40 x 40 x 5
LK 1-3/4 x 1-3/4 x 3/16	2.2	45 x 45 x 5
LK 2 x 2 x 1/4	3.0	50 x 50 x 6
LK 2-1/4 x 2-1/4 x 1/4	3.6	60 x 60 x 6
LK 2-1/2 x 2-1/2 x 1/4	3.9	65 x 65 x 6
LK 2-1/2 x 2-1/2 x 1/16	5.1	65 x 65 x 8
LK 2-3/4 x 2-3/4 x 1/4	4.2	70 x 70 x 6
LK 3 x 3 x 1/4	4.6	75 x 75 x 6
LK 3 x 3 x 3/8	6.7	75 x 75 x 9
LK 3 x 3 x 1/2	8.7	75 x 75 x 12
LK 3-1/4 x 3-1/4 x 1/4	5.6	80 x 80 x 7
LK 3-1/2 x 3-1/2 x 1/4	6.4	90 x 90 x 7
LK 3-1/2 x 3-1/2 x 5/16	7.3	90 x 90 x 8
LK 3-1/2 x 3-1/2 x 3/8	9.0	90 x 90 x 10
LK 3-1/2 x 3-1/2 x 1/2	11.5	90 x 90 x 13
LK 4 x 4 x 1/4	7.1	100 x 100 x 7
LK 4 x 4 x 5/16	8.1	100 x 100 x 8
LK 4 x 4 x 3/8	10.0	100 x 100 x 10
LK 4 x 4 x 1/2	12.8	100 x 100 x 13
LK 4-3/4 x 4-3/4 x 5/16	9.8	120 x 120 x 8
LK 5 x 5 x 3/8	13.2	130 x 130 x 10
LK 5 x 5 x 1/2	15.7	130 x 130 x 12
LK 5 x 5 x 9/16	19.4	130 x 130 x 15
LK 6 x 6 x 3/8	15.3	150 x 150 x 10
LK 6 x 6 x 1/2	18.2	150 x 150 x 12
LK 7-3/4 x 7-3/4 x 9/16	30.5	200 x 200 x 12

# STEEL SHAPES

## CHANNEL



Designation	Depth (d)	Web Thick. (tw)	Flange		Metric Size d x bf x tw x tf
			Width (bf)	Thick. (tf)	
	inch	inch	inch	inch	mm
CK 4 x 6.3	3.94	0.197	1.969	0.295	100 x 50 x 5.0 x 7.5
CK 5 x 9.0	4.92	0.236	2.559	0.315	125 x 65 x 6.0 x 8.0
CK 6 x 12.5	5.91	0.256	2.953	0.394	150 x 75 x 6.5 x 10.0
CK 8 x 16.5	7.87	0.295	3.150	0.433	200 x 80 x 7.5 x 11.0
CK 8 x 20.4	7.87	0.315	3.543	0.531	200 x 90 x 8.0 x 13.5
CK 10 x 23.3	9.84	0.354	3.543	0.521	250 x 90 x 9.0 x 13.0

# BOLTING MATERIALS

## BOLT



Stud Bolt



Hex Head Bolt



Socket Head Bolt

## NUT



Hex Head Nut



Square Head Nut



Hex Flange Nut




Cap Nut

## WASHER



Plane Washer



Square Washer

# BOLTING MATERIALS

## SPECIFICATION OF PRODUCTS

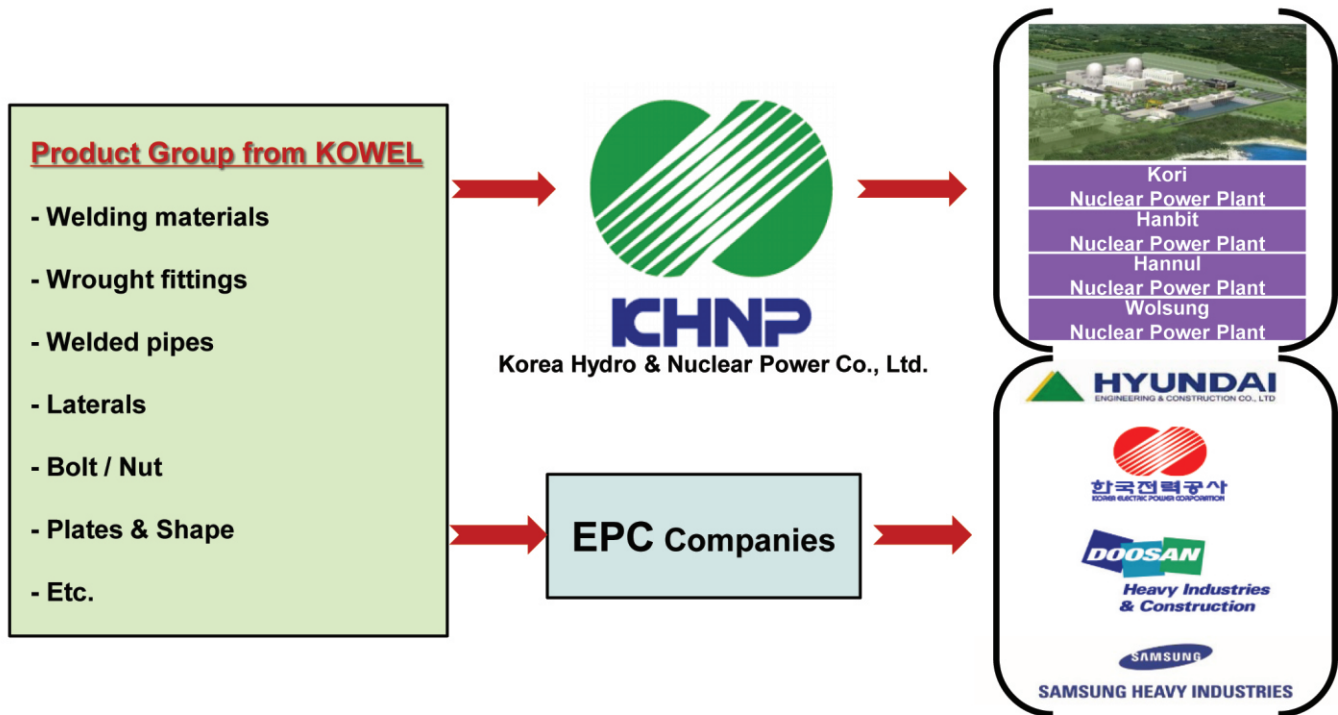
Description	Material	Dimension	Range
HEX BOLT	A193,A320,A437,A449,A453,J429	ASME B18.2.1 / ANSI B18.2.3.5M	1/4" ~ 4" / M5 ~ M100
HEAVY HEX BOLT	A193,A320,A437,A449,A453	ASME B18.2.1 / ANSI B18.2.3.6M	3/8" ~ 3" / M12 ~ M36
HEX CAP SCREW	A193,A320,A437,A449,A453	ASME B18.2.1 / ANSI B18.2.3.1M	1/4" ~ 3" / M5 ~ M100
HEAVY HEX CAP CSREW	A193,A320,A437,A449,A453,J429	ASME B18.2.1 / ANSI B18.2.3.3M	3/8" ~ 6" / M12 ~ M36
SQUARE HEAD BOLT	A193,A307,S45C,S20C,SS400	ASME B18.2.1	1/4" ~ 1-1/2"
HEX & HEX JAM NUT	A194,A453,A563	ASME B18.2.2 / ANSI B18.2.4.1M	1/4" ~ 4" / M1.6 ~ M36
HEX SLOTTED NUT	A194,A563	ASME B18.2.2 / ANSI B18.2.4.3M	1/4" ~ 1-1/2" / M5 ~ M36
HEX THICK NUT	A194,A563	ASME B18.2.2	1/4" ~ 1-1/2"
HEAVY HEX & HEAVY HEX JAM NUT	A194,A453,A563	ASME B18.2.2 / ANSI B18.2.4.6M	1/4" ~ 4" / M12 ~ M100
HEX COUPLING NUT	A194,A563	ASME B18.2.2	No.6 ~ 6"
ROUND HEAD BOLT	A193,A307	ASME B18.5	No.10 ~ 1"
STUD BOLT	A193,A307,A540,A564	ASME B18.31.2 ,B16.5, IFI136 / IFI528	1/4" ~ 4" / M5 ~ M100
HEX SOCKET HEAD CAP SCREW	A574,AISI4135,AISI4140	ASME B18.3 / ANSI B18.3.1M	No.0 ~ 4" / M1.6 ~ M48
HEX SOCKET SET SCREW	F912	ASME B18.3 / ANSI B18.3.6M	No.0 ~ 2" / M1.6 ~ M24
HEX SOCKET C.S HEAD SCREW	F835,AISI4140	ASME B18.3.4M	M3 ~ M20
HEAVY HEX STRUCTURAL BOLT	A325,A354,A490	ASME B18.2.6 / ANSI B18.2.3.7M	1/2" ~ 1-1/2" / M16 ~ M36
U-BOLT	A193,A325,SS400	JIS F3022	3/8"[10A] ~ 32"[800A]
ANCHOR BOLT	A36,A307,A540,SF440,S45C,S20C,SS400	JIS B1178	1/2"[M12] ~ 5"[M125]
FLAT HEAD SCREW	A193,A307	ASME B18.6.3 / JIS B1176	No.0 ~ 3/4"
WASHER PLAIN	A240,F436,F844	ASME B18.21.1 / ANSI B18.22M	No.0 ~ 3" / M1.6 ~ M36
HARDENED WASHER	F436M	IFI542	M12 ~ M100
WASHER SQUIRE	F436,S45C,SS400	IFI534	1/2" ~ 1-1/2" / M12 ~ M36
PLUG	A105,A182,A350	ANSI B16.11	1/8" ~ 4"

## HOT-DIP GALVANIZED COATING

ASTM A123	IRON AND STEEL PRODUCT
ASTM A153	IRON AND STEEL HARDWARE
ISO 10684	FASTENER

# NUCLEAR SUPPLY REFERENCE

## - Hydro, Nuclear & Electric Power, and EPC Industry



CUSTOMER	PROJECT	ITEM	TYPE	DATE	CLASS
Hyundai E&C	SKN 3,4	ER308L	GTAW	2010.07.08	Q
Hyundai E&C	SKN 3,4	ER320LR	GTAW	2010.08.09	Q
Hyundai E&C	BNPP 1,2	ER347	GTAW	2013.06.12	Q
Hyundai E&C	SHN 1,2	ER347	GTAW	2013.06.28	Q
Hyundai E&C	SHN 1,2	ERNiCrFe-7	GTAW	2014.08.09	Q
Hyundai E&C	BNPP 1,2	ERNiCrFe-7	GTAW	2014.11.20	Q

## NUCLEAR SUPPLY REFERENCE

CUSTOMER	PROJECT	ITEM	TYPE	DATE	CLASS
Dongyeon Steel	BNPP PROJECT	ER308	SAW GTAW	2015.01.19	Q
Dongyeon Steel	SHN 1,2	ER308	SAW GTAW	2015.01.19	Q
DONGBU	HANUL 4	ER308L ER309L	GTAW	2014.12.29	Q
Sungil SIM	SKN 3,4	ER316L	GTAW	2012.02.20	Q
Sungil SIM	BNPP 1,2	ER308L	GTAW	2013.09.06	Q
Sungil SIM	SHN 1,2	ER308L	GTAW	2013.09.06	Q
Sungil SIM	SHN 1,2	ER308L	GTAW	2013.09.12	Q
Sungil SIM	BNPP 1,2	ER308L	GTAW	2013.09.12	Q
Sungil SIM	BNPP 1,2	ER308L	GTAW	2014.04.28	Q
Sungil SIM	SHN 1,2	ER308L	GTAW	2014.04.28	Q



## NUCLEAR SUPPLY REFERENCE

CUSTOMER	PROJECT	ITEM	TYPE	DATE	CLASS
Sungil SIM	BNPP 1,2	ER308L	GTAW	2014.05.12	Q
Sungil SIM	SHN 1,2	ER308L	GTAW	2014.08.05	Q
Sungil SIM	BNPP 1,2	ER308L	GTAW	2014.08.05	Q
Sungil SIM	SHN 1,2	ER316L	GTAW	2014.09.01	Q
Sungil SIM	SHN 1,2	ER308L	GTAW	2015.02.02	Q
Sungil SIM	BNPP 3,4	ER308L	GTAW	2015.02.02	Q
Sungil SIM	SHN 1,2	ER316L	GTAW	2015.04.02	Q
Sungil SIM	BNPP 3,4	ER316L	GTAW	2015.04.02	Q
Sungil SIM	BNPP 3,4	ER308L	GTAW	2015.09.15	Q
KOVEL	PAKISTAN K2/K3 NPP	ER316L	GTAW	2016.12.28	Q

## NUCLEAR SUPPLY REFERENCE

CUSTOMER	PROJECT	ITEM	TYPE	DATE	CLASS
KHNP	HANBIT	ER309L	GTAW	2015.07.16	Q
KHNP	HANBIT	ER309L SFA 5.9	GTAW	2015.07.31	Q
KHNP	HANUL	ER90S-B3 2.4MM(GTAW)	GTAW	2015.09.30	Q
KHNP	SKN 1	ER308L	GTAW	2015.10.14	Q
KHNP	SKN 1	ER309L	GTAW	2015.10.14	Q
KHNP	SKN 1	ER316L	GTAW	2015.10.14	Q
KHNP	HANBIT	ER-316L	GTAW	2015.10.30	A
KHNP	KORI	ER-70S, ER308L	GTAW	2015.11.03	Q
KHNP	HANUL	ER70S-6	GTAW	2015.11.30	Q
KEPCO	HANBIT	ER410 NIMO	GTAW	2016.01.10	Q
KHNP	HANBIT	ER316L	GTAW	2016.01.11	Q
DK LOK	Pakistan Karachi K2/K3 NPP PJT	MDW / SFA 5.9 ER316L 2.4mm	GTAW	2016.08.18	Q
KHNP	HANBIT	ER309L SFA 5.9	GTAW	2015.07.31	Q
KHNP	HANUL	ER90S-B3 2.4MM(GTAW)	GTAW	2015.09.30	Q
KHNP	HANBIT	ER-316L	GTAW	2015.10.30	A

## NUCLEAR SUPPLY REFERENCE

CUSTOMER	PROJECT	ITEM	TYPE	DATE	CLASS
KHNP	KORI	ER-70S, ER308L	GTAW	2015.11.03	Q
KHNP	HANUL	ER70S-6	GTAW	2015.11.30	Q
KEPCO	HANBIT	ER410 NIMO	GTAW	2016.01.10	Q
KHNP	HANBIT	ER316L	GTAW	2016.01.11	Q
KEPCO	HANUL	SFA-5.14 ERNiCrFe-7A 2.4mm	GTAW	2016.06.08	Q
KHNP	HANBIT	Welding Rod SFA-5.18 ER70S-6 2.4mm	GTAW	2016.09.07	Q
KHNP	HANBIT	SFA-5.18 ER70S-6 2.4mm	GTAW	2016-09-07	Q
KEPCO	HANBIT	SFA-5.14 ERNiCr-3 2.4mm	GTAW	2016.11.03	Q
KEPCO	HANBIT	SFA-5.1 E7016 3.2mm	SMAW / GTAW	2016.11.09	Q
KEPCO	HANUL	SFA-5.9 ER316L 2.4mm	GTAW	2016.11.10	Q
KEPCO	HANBIT	SFA-5.18 ER70S-6 2.4mm	GTAW	2016.11.15	Q
KEPCO	HANBIT	SFA-5.9 ER316L	GTAW	2017.02.21	Q
Hyundai E&C	SHN#1,2	MDW 5.9 ER320LR	GTAW	2017.02.09	Q

## NUCLEAR SUPPLY REFERENCE

CUSTOMER	PROJECT	ITEM	TYPE	DATE	CLASS
KHNP	HANBIT	SFA-5.1 E7016 etc.	SMAW	2017.02.24	Q
KHNP	HANBIT	SFA-5.14 ERNiCr-3 etc.	GTAW	2017.02.24	Q
KHNP	HANBIT	SFA-5.18 ER70S-6 etc.	GTAW	2017.03.31	Q
KHNP	HANUL	SFA-5.9 ER309L etc.	GTAW	2017.04.28	Q
KHNP	KORI	SFA-5.4 E308L etc.	SMAW	2017.05.26	Q
KHNP	HANBIT	SFA-5.1 E7016	SMAW	2017.07.19	Q
SAMSUNG C&T	SKN#5,6	MDW 5.9 ER320LR	GTAW	2017.07.26	Q
KHNP	WOLSEONG	SFA-5.4 E308L-16 etc.	SMAW	2017.08.08	Q
KHNP	KORI	SFA-5.1 E7016 etc.	SMAW	2017.09.01	Q
Hyundai E&C	BNPP 3,4	MDW 5.9 ER347	GTAW	2017.10.10	Q
KHNP	HANUL	AWS-5.1 E7016	SMAW	2017.10.16	A

## NUCLEAR SUPPLY REFERENCE

CUSTOMER	PROJECT	ITEM	MATERIAL	DATE	CLASS
BMT	SHN 1,2	LATERAL	B462 UNS N080020 etc.	2013.02.25	T
BMT	BNPP 1,2	LATERAL	A 234 WPB etc.	2013.04.20	T
BMT	BNPP 1,2	LATERAL	A 403 WP304 etc.	2013.04.25	T
BMT	SHN 1,2	LATERAL	A 403 WP316L etc.	2013.06.30	T
BMT	BNPP 1,2	LATERAL	A 234 WPB etc.	2013.06.30	T
BMT	BNPP 1,2	LATERAL	A 403 WP304 etc.	2013.08.30	T
BMT	SHN 1,2	TEE, REDUCER	MDF A 403 WP304 WX 16" STD	2013.12.20	Q
BMT	BNPP 1,2	ELBOW	MDF A 403 WP304 WX 24" STD	2014.01.17	Q
BMT	BNPP 1,2	CAP	B366 WP20CB	2014.12.17	T
BMT	BNPP 1,2	PIPE, LATERAL	B165 UNS N04400 etc.	2015.02.17	T
BMT	BNPP 1,2	PIPE	B165 UNS N04400	2015.03.05	T
BMT	BNPP 1,2	Dissimilar Adapter	MDF A105 & A182 F316	2015.03.13	Q
BMT	BNPP 1,2	LATERAL	A 312 TP 304 etc.	2015.03.31	T
BMT	BNPP 1,2	CAP	B366 WP20CB	2015.04.17	T
BMT	BNPP 1,2	LATERAL	A403 WP 304 etc.	2015.07.31	T
BMT	BNPP 1,2	LATERAL	A403 WP304 8"*4" S10S BW etc.	2015.10.14	T

## NUCLEAR SUPPLY REFERENCE

CUSTOMER	PROJECT	ITEM	MATERIAL	DATE	CLASS
BMT	BNPP 1,2	Hydro Test	SA106 Gr.B	2015.12.17	Q
BMT	BNPP 1,2	LATERAL	A403 WP304 6"*2" S40S BLE*PSE etc.	2015.12.23	T
DONG BU	HANUL	CS PIPE	SA106 Gr.B 14"S160	2016.01.06	Q
BMT	BNPP 1,2	Hydro Test	MDF A106 Gr.B 2"S80	2016.01.14	Q
LHE	BNPP 3,4	CS PLATE	MDF A516 Gr.70 etc.	2016.01.22	Q
BMT	BNPP 1,2	Copper Tube	B75 UNS C12200 3/8" etc.	2016.01.25	T
BMT	BNPP 1,2	Hydro Test	SA106 Gr.B 1-1/2" S80	2016.01.26	Q
BMT	SHN 1,2	MetalHood	SS304 etc.	2016.01.29	S
BMT	WOLSEONG	Hydro Test	MDF A312 TP304L 2"S80S	2016.02.24	Q
BMT	BNPP 1,2	Copper Tube	B75 UNS C12200 3/8" etc.	2016.02.25	T
BMT	BNPP 1,2	LATERAL	A403 WP304 10"*6" S10S BW etc.	2016.03.04	T
BMT	BNPP 1,2	Hydro Test	MDF A106 Gr.B 1-1/2" S80	2016.03.16	Q
BMT	HANUL	Hydro Test	SA106 Gr.B 1"S160	2016.04.20	Q
BMT	HANUL	Hydro Test	SPTG410 1/2" S40 etc.	2016.05.18	T
SOOSAN INDUSTRIES	WOLSEONG	SMLS PIPE etc.	A335 Gr.P22 1"S80 etc.	2016.07.07	T

## NUCLEAR SUPPLY REFERENCE

CUSTOMER	PROJECT	ITEM	MATERIAL	DATE	CLASS
SOOSAN INDUSTRIES	WOLSEONG	SMLS PIPE etc.	MDF A335 Gr.P22 1"S160 etc.	2016.07.07	Q
BMT	BNPP	MetalHood& Welded	SS304 ¾" x 6" etc.	2016.09.28	S
BMT	BNPP	LATERAL	A234 WPB 4" S/40 etc.	2016.10.31	T
BMT	HANUL	Hydro Test	SA106 Gr.B 16" S/STD	2016.11.29	Q
BMT	HANUL	Hydro Test	SA106 Gr.B 1" S/160	2017.02.01	Q
BMT	WOLSEONG	SS SMLS PIPE	SA312 TP304 ½" S/160 etc.	2017.03.30	Q
BMT	HANUL	Hydro Test	SA312 TP316L ¾" S/40S	2017.04.05	Q
BMT	HANUL	SS SMLS PIPE	SA312 TP304 4" S/80S etc.	2017.05.31	Q
BMT	N/A	Hydro Test	SA106 Gr.B 24" S/STD	2017.05.31	Q
BMT	HANUL	SS SMLS PIPE	SA312 TP304 6" S/160	2017.05.31	Q
SOOSAN INDUSTRIES	KORI	Welded Tube	SA688 Type 304L 1" x 0.03T	2017.06.14	S
BMT	HANUL	Hydro Test	SA312 TP316L ¾" S/40S	2017.04.05	Q
BMT	HANUL	SS SMLS PIPE	SA312 TP304 4" S/80S etc.	2017.05.31	Q
BMT	N/A	Hydro Test	SA106 Gr.B 24" S/STD	2017.05.31	Q

## NUCLEAR SUPPLY REFERENCE

CUSTOMER	PROJECT	ITEM	MATERIAL	DATE	CLASS
BMT	HANUL	SS SMLS PIPE	SA312 TP304 6" S/160	2017.05.31	Q
SOOSAN INDUSTRIES	KORI	Welded Tube	SA688 Type 304L 1" x 0.03T	2017.06.14	S
BMT	KORI	Hydro Test	SA106 Gr.B 2-1/2" S/40	2017.06.21	Q
BMT	BNPP PJT	SS LATERAL	A403 WP304 4" x 2" S/40S BLE x PSE	2017.07.27	T
BMT	SHN 1,2	Hydro Test	MDF A312 TP304 ¾ S/160 etc.	2017.08.16	Q
BMT	WOLSEONG	Hydro Test	SA106 Gr.B ¾" S/80 etc.	2017.08.17	Q
BMT	KORI	Hydro Test	SA106 Gr.B 1" S/80	2017.08.30	Q



## NUCLEAR SUPPLY REFERENCE

CUSTOMER	PROJECT	ITEM	MATERIAL	DATE	CLASS
Hyundai E&C	SHN 1,2	Dissimilar Adapter	MDF A105 & A182 F316	2014.08.22	Q,T
Hyundai E&C	SHN 1,2	ELBOW, TEE	B462 etc.	2014.10.17	T
Hyundai E&C	SHN 1,2	Flange	MDF A182 F316 etc.	2014.11.07	Q
Hyundai E&C	SHN 1,2	Elbow, CAP	MDF MDN B164 etc.	2014.11.21	Q
Hyundai E&C	SHN 1,2	Flange	MDF A182 etc.	2015.01.13	Q,T
Hyundai E&C	SHN 1,2	ELBOW etc.	MDF A182 etc.	2015.01.13	Q
Hyundai E&C	SHN 1,2	LATERAL etc.	MDF A182 etc.	2015.01.23	Q,T
Hyundai E&C	SHN 1,2	LATERAL	A105 etc.	2015.01.26	T
Hyundai E&C	SHN 1,2	ELBOW etc.	MDF A182 etc.	2015.02.24	Q,T
Hyundai E&C	SHN 1,2	ELBOW etc.	MDF A105 etc.	2015.02.24	Q, T
Hyundai E&C	SHN 1,2	ELBOW etc.	MDF A234 etc.	2015.04.30	Q, T
Hyundai E&C	SHN 1,2	Machined Orifice	MDF A182	2015.05.18	Q
Hyundai E&C	SHN 1,2	DISS Adapter etc.	MDF A182 etc.	2015.05.18	Q
Hyundai E&C	SHN 1,2	CAP etc.	MDF A182 etc.	2015.05.18	Q

## NUCLEAR SUPPLY REFERENCE

CUSTOMER	PROJECT	ITEM	MATERIAL	DATE	CLASS
Hyundai E&C	SHN 1,2	FULL CPLG etc.	MDF A105 etc.	2015.05.18	Q
Hyundai E&C	SHN 1,2	BLIND FLANGE etc.	MDF A105 etc.	2015.05.18	Q
Hyundai E&C	SHN 1,2	FULL CPLG etc.	MDF A182 etc.	2015.05.22	Q
Hyundai E&C	SHN 1,2	Reducing Tee	MDF B164	2015.06.11	Q
Hyundai E&C	SHN 1,2	BLIND FLANGE etc.	MDF A182 etc.	2015.06.11	Q
Hyundai E&C	SHN 1,2	OVERFLOW CAP etc.	N/A	2015.06.11	S
Hyundai E&C	SHN 1,2	Adapter etc.	ASTM A182 etc.	2015.06.18	T
Hyundai E&C	SHN 1,2	PLATE	A387 Gr.22 CL.1	2015.08.18	T
Hyundai E&C	SHN 1,2	CAP etc.	MDF A182 Gr.F22 CL.3 etc.	2015.08.18	Q
Hyundai E&C	SHN 1,2	FULL CPLG etc.	MDF A105 3000# SW 1" etc.	2015.08.18	Q
Hyundai E&C	SHN 1,2	FLANGE	A105 150# RF SW etc.	2015.08.18	T
Hyundai E&C	BNPP	CAP	A234 Gr.WPB BW 1-1/2" S40 etc.	2015.08.12	S
Hyundai E&C	BNPP	90 ELBOW etc.	A234 Gr.WPB BW 1-1/2" S40 etc.	2015.09.03	S
Hyundai E&C	SHN 1,2	STUD BOLT etc.	A193 Gr.B7 1/2"Φ x 2-3/4"L etc.	2015.09.01	T

## NUCLEAR SUPPLY REFERENCE

CUSTOMER	PROJECT	ITEM	MATERIAL	DATE	CLASS
Hyundai E&C	SHN 1,2	INSERT	MDF A240 Gr.304L 10"THK ¼" etc.	2015.09.10	Q
Hyundai E&C	SHN 1,2	LATERAL	A403 WP304 4"S10S	2015.09.10	T
Hyundai E&C	SHN 1,2	BLIND FLANGE etc.	A182 Gr.F304 150# RF 1" etc.	2015.09.10	T
Hyundai E&C	SHN 1,2	FLANGE ect.	A105 150# RF SW ¾" S80 etc.	2015.10.23	T
Hyundai E&C	SHN 1,2	BLIND FLANGE etc.	MDF A182 Gr.F304 150# RF ¾" etc.	2015.10.23	Q
Hyundai E&C	BNPP	Spectacle Blind	A516 Gr.70 300# RF 2"	2015.10.26	T
Hyundai E&C	SHN 1,2	HALF CPLG etc.	MDF A105 3000# SW ¾" etc.	2015.11.25	Q
Hyundai E&C	SHN 1,2	FULL CPLG etc.	MDF A105 3000 # Socket weld 1 etc.	2015.11.25	Q
Hyundai E&C	SHN 1,2	STUD BOLT etc.	A193 Gr.B8 ¾" 4"L etc.	2015.12.18	Q
Hyundai E&C	SHN 1,2	Union	A182 F316 COMP 0.25"	2015.12.18	T
Hyundai E&C	SHN 1,2	Emergency Overflow cap	6" etc.	2016.01.06	S
Hyundai E&C	SHN 1,2	U-BOLT etc.	A193 Gr.B7 3/8" etc.	2016.01.13	Q
Hyundai E&C	SHN 1,2	90 ELBOW	MDF A403 WP316-S BW ¾" S160	2016.02.23	Q
Hyundai E&C	SHN 1,2	SS LATERAL	A403 WP304-S 2" S40S	2016.03.22	Q

## NUCLEAR SUPPLY REFERENCE

CUSTOMER	PROJECT	ITEM	MATERIAL	DATE	CLASS
Hyundai E&C	SHN 1,2	FLANGE	A105 150# SWRF 1-1/2" S80 etc.	2016.03.22	T
Hyundai E&C	SHN 1,2	FLANGE	MDF A182 F304 150# SWRF 3/4" S40S	2016.03.22	Q
Hyundai E&C	BNPP 3,4	90 ELBOW	A234 WPB 6"S40	2016.04.12	S
Hyundai E&C	BNPP 3,4	90 ELBOW	A403 WP316L-S 1-1/2" S40S	2016.05.02	S
Hyundai E&C	SHN 1,2	DISS ADAPTER	MDF A105 MDF A182 Gr.F316 SW	2016.05.04	Q
Hyundai E&C	SHN 1,2	SPECTACLE BLIND	A516 Gr.70 300# RF 2"	2016.05.04	T
Hyundai E&C	SHN 1,2	FULL CPLG	MDF A182 F304L SW 1-1/2" 3000# etc.	2016.05.04	Q
Hyundai Steel	BNPP 3,4	SS WELDED PIPE etc.	A312 TP304 1-1/2" S40S etc.	2016.06.02	S
Hyundai E&C	SHN 1,2	RED INSERT	A105 1" x 3/4" 6000#	2016.06.08	T
Hyundai E&C	SHN 1,2	HEX NUT	A563 Gr.DH 1/2"	2016.06.13	T
Hyundai E&C	SHN 1,2	MetalHood & Welded	SS304 6" x 10"	2016.10.06	S
Hyundai E&C	SHN 1,2	ADAPTER	MDF A182 F316 1" x 3/4" SW etc.	2017.01.03	Q
Hyundai E&C	SHN 1,2	ADAPTER	A182 F316 1/2" x 3/8"	2017.01.03	T
Hyundai E&C	SHN 1,2	90 ELBOW	MDF A234 WPB 3/4" S/80	2017.10.16	Q

## NUCLEAR SUPPLY REFERENCE

CUSTOMER	PROJECT	ITEM	MATERIAL	DATE	CLASS
KHNP	HANUL 3	CAP	MDF A182 F304, A105	2014.09.30	Q
KHNP	HANBIT	TUBE, UNION	MDF A182 F316 etc.	2015.03.13	Q
KHNP	HANUL	U-BOLT etc.	A193 Gr.B7 etc.	2015.08.10	A
KHNP	KORI	18"SMLS PIPE etc.	A106 Gr.B etc.	2015.08.21	Q
KEPCO	WOLSEONG	CON REDUCER etc.	SA403 Gr.WP304L 4"*2" S80*S120 etc.	2015.09.07	Q
KHNP	KORI	FLANGE etc.	A105 150# SO FF 12" etc.	2015.09.16	A
KHNP	WOLSEONG	BLIND FLANGE	A105 150# 12"(BOLT/NUT)	2015.10.02	A
KEPCO	HANUL	BEAM(ANGLE) etc.	A36 75*75*9MM etc.	2015.10.23	Q
KHNP	WOLSEONG	SS PIPE etc.	SA312 TP304 1/2" S160 etc.	2015.10.29	Q
KEPCO	HANUL	SS PIPE	SA312 TP316 1/2" S80	2015.11.04	Q
KHNP	WOLSEONG	2D Clamp etc.	SA479 GR.TP304 3/8" O.D. etc.	2015.11.20	Q
KEPCO	HANUL	ROUND BAR	A276 UNS21800	2015.12.01	A
KHNP	KORI	SS PIPE etc.	SA312 TP304 3/4" S40S etc.	2015.12.03	Q
KHNP	WOLSEONG	FULL CPLG	SA182 F304L SW 3/8" 3000#	2015.12.07	Q
KHNP	KORI	TUBE CAP etc.	B16 3/8" etc.	2016.01.27	A

## NUCLEAR SUPPLY REFERENCE

CUSTOMER	PROJECT	ITEM	MATERIAL	DATE	CLASS
KHNP	KORI	SS SMLS PIPE	SA312 TP304 4" S40S	2016.03.09	Q
KHNP	HANBIT	SS SMLS PIPE	SA312 TP304 2"S40S	2016.03.11	Q
KHNP	HANBIT	SS SMLS PIPE	SA312 TP316L 219Φ 2020mm	2016.03.11	Q
KHNP	HANBIT	SS SMLS PIPE	SA312 TP304 4" S160	2016.03.25	Q
KHNP	WOLSEONG	PLUG etc.	B16 3/8" etc.	2016.04.11	A
KEPCO	HANUL	CAP	SB366 UNS N04400 3/4" 3000#	2016.04.26	A
KHNP	HANBIT	SS SMLS PIPE etc.	SA312 TP304 3/4" S40S etc.	2016.05.26	Q
KEPCO	KORI	Closure BOLT etc.	SA193 Gr.B8M CL.1 etc.	2016.05.27	Q
KHNP	HANBIT	CS SMLS PIPE	SA106 Gr.B 3/4" S80	2016.05.31	Q
KEPCO	HANBIT	CS SMLS PIPE	SA106 Gr.B 1/2" S40	2016.06.09	Q
KEPCO	HANBIT	SMLS PIPE	SA335 Gr.P22 3/4" S160	2016.06.20	Q
KHNP	KORI	SMLS PIPE	SA333 Gr.6 18" S80	2016.06.23	Q
KEPCO	HANBIT	SS SMLS PIPE	SA312 TP304 4" S80S	2016.06.29	Q
KEPCO	HANBIT	SS SMLS PIPE etc.	SA312 TP304 3/4" S/40S etc.	2016.08.22	Q
KHNP	HANBIT	90ELBOW etc.	SA182 F304 2" 3000# etc.	2016.08.30	Q

## NUCLEAR SUPPLY REFERENCE

CUSTOMER	PROJECT	ITEM	MATERIAL	DATE	CLASS
KHNP	HANUL	FULL COUPLING	SB166 UNS N06600 ¾" 6000# SW	2016.09.06	Q
KHNP	WOLSEONG	CS SMLS PIPE	MDF A106 Gr.B ½" S/80 etc.	2016.10.07	Q
KEPCO	WOLSEONG	CS PLATE	A36 19T x 300 x 300	2016.11.17	A
KHNP	HANUL	CS SMLS PIPE etc.	MDF A106 Gr.B 2" S/80 etc.	2016.11.23	Q
KHNP	HANBIT	CS SMLS PIPE etc.	SA106 Gr.B ¾" S/160 etc.	2016.12.05	Q
KHNP	KORI	CS SMLS PIPE	A106 Gr.B 18" S/120	2016.12.09	A
KHNP	HANBIT	CS SMLS PIPE	MDF A106 Gr.B 2" S/80	2016.12.27	Q
KHNP	HANUL	ANGLE	A36 65x65x6 10M etc.	2016.12.28	A
KHNP	HANUL	SS SMLS PIPE	SA312 TP304 ¾" S/40S etc.	2016.12.28	Q
KHNP	HANBIT	SMLS PIPE	SA333 Gr.6 20" S/160	2017.01.03	Q
KEPCO	HANBIT	SS SMLS PIPE	SA376 TP316 ¾" S/160	2017.01.06	Q
KHNP	HANBIT	SS SMLS PIPE	SA312 TP304 3" S/40S	2017.01.11	Q
KEPCO	HANUL	STUD BOLT	SA193 Gr.B7 5/8"- 11UNC etc.	2017.01.12	Q
KHNP	HANBIT	FLANGE	SA516 Gr.70 630x34x5	2017.01.13	Q
KHNP	WOLSEONG	STUD BOLT	MDF A193 Gr.B7 5/8"- 11UNC etc.	2017.01.26	Q

## NUCLEAR SUPPLY REFERENCE

CUSTOMER	PROJECT	ITEM	MATERIAL	DATE	CLASS
KHNP	HANBIT	H-BEAM	SA36 150x150x7x10 etc.	2017.02.16	Q
KHNP	HANBIT	HEX BOLT	SA479-S31254 1-1/2"-6UNC	2017.02.20	Q
KHNP	HANUL	CS SMLS PIPE	A106 Gr.B 3/4" S/80 etc.	2017.02.27	Q
KHNP	HANUL	HEX BOLT	A193 Gr.B8 M10 x 1.5P etc.	2017.03.06	Q
KHNP	WOLSEONG	CS SMLS PIPE	SA106 Gr.B 1" S/80	2017.03.09	Q
KHNP	KORI	SS SMLS PIPE	SA312 TP304 3/4" S/40S	2017.03.23	Q
KHNP	HANBIT	CS SMLS PIPE	SA106 Gr.B 3/4" S/80 etc.	2017.03.31	Q
KHNP	WOLSEONG	CS PLATE	SA36 13T x 229 x 304 etc.	2017.04.06	Q
KHNP	HANUL	CS PLATE	SA36 13T x 229 x 229	2017.04.12	Q
KEPCO	WOLSEONG	SS SMLS PIPE	SA312 TP304L 3/4" S/160	2017.04.13	Q
KHNP	KORI	SS SMLS PIPE	SA376 TP316N 12" S/100 etc.	2017.04.28	Q
KHNP	WOLSEONG	CS SMLS PIPE	MDF A106 Gr.B 2-1/2" S/40 etc.	2017.05.04	Q
KHNP	HANUL	H-BEAM etc.	SA36 612 x 202 x 13T x 23T etc.	2017.05.29	Q
KHNP	HANUL	H-BEAM	A36 150 x 150 x 7 x 10T	2017.05.29	T



## NUCLEAR SUPPLY REFERENCE

CUSTOMER	PROJECT	ITEM	MATERIAL	DATE	CLASS
KHNP	WOLSEONG	H-BEAM	SA36 150 x 150 x 7 x 10T etc.	2017.06.02	Q
KHNP	HANUL	H-BEAM etc.	SA36 100 x 100 x 6 x 8T etc.	2017.06.09	Q
KHNP	HANUL	CS PLATE	SA36 248 x 248 x 5T etc.	2017.06.09	Q
KHNP	KORI	HEX BOLT	SA193 Gr.B8 CL.1 5/8"-11UNC	2017.06.14	Q
KHNP	HANUL	SQUARE TUBE etc.	A500 Gr.B 100 x 100 x 5T etc.	2017.06.16	Q
KHNP	WOLSEONG	CS PLATE etc.	A36 305 x 152 x 10T etc.	2017.06.30	A
KHNP	KORI	FLANGE	SA182 F316N 6" 600# WNRF	2017.06.30	Q
KHNP	KORI	90 ELBOW	SA182 F304 3/4" 3000# etc.	2017.07.03	Q
KHNP	WOLSEONG	SS SMLS PIPE	SA312 TP304 3/8" S/40S etc.	2017.07.03	Q
KHNP	HANUL	SS SMLS PIPE etc.	A312 TP316L 2" S/40S etc.	2017.07.04	A
KHNP	HANUL	CS PLATE	SA36 7" x 4" x 1/4"T etc.	2017.07.04	Q
KHNP	HANUL	SS SMLS PIPE	SA312 TP304 3/4" S/40S	2017.07.25	Q
KHNP	WOLSEONG	CS SMLS PIPE	A106 Gr.B 3/4" S/80	2017.07.27	A
KHNP	WOLSEONG	CS SMLS PIPE	A312 TP304 1/2" S/40	2017.07.27	A

## NUCLEAR SUPPLY REFERENCE

CUSTOMER	PROJECT	ITEM	MATERIAL	DATE	CLASS
KHNP	WOLSEONG	CS PLATE	SA36 130 x 70 x 13T	2017.07.27	Q
KHNP	KORI	CS PLATE	SA516 Gr.70 1000 x 1000 x 25T	2017.08.11	Q
KEPCO	WOLSEONG	NIPPOLET	3" x 1/2" 3000# S/40	2017.08.17	A
KEPCO	HANUL	CON REDUCER etc.	SA234 WPB 28" X 20" S/STD etc.	2017.08.25	Q
KEPCO	HANUL	STUD BOLT etc.	SA193 Gr.B7 M33 x 3.5P x 360L etc.	2017.08.25	Q
KHNP	WOLSEONG	HV HEX BOLT	5/8"-11UNC x 63.5L	2017.09.22	Q
KHNP	HANBIT	PIPING SPOOL	36" x 24" etc.	2017.11.29	Q
SAMSUNG C&T	SKN 5,6	LATERAL	A403 WP304 4" x 2" S/40S etc.	2016.11.30	A
SAMSUNG C&T	SKN 5,6	LATERAL	A403 WP304 4" x 2" S/40S etc.	2017.01.05	A
SAMSUNG C&T	SKN 5,6	LATERAL	A105 2" 3000# etc.	2017.04.21	A
SAMSUNG C&T	SKN 5,6	LATERAL	A403 WP304 4" S/40S etc.	2017.05.31	A
SAMSUNG C&T	SKN 5,6	LATERAL	A403 WP304 4" S/40S	2017.07.04	A
SAMSUNG C&T	SKN 5,6	CS SMLS PIPE	MDF A106 Gr.B 8" S/80	2017.10.11	Q